FRONT ELEVATION OF BL-C
SCALE:-1:100

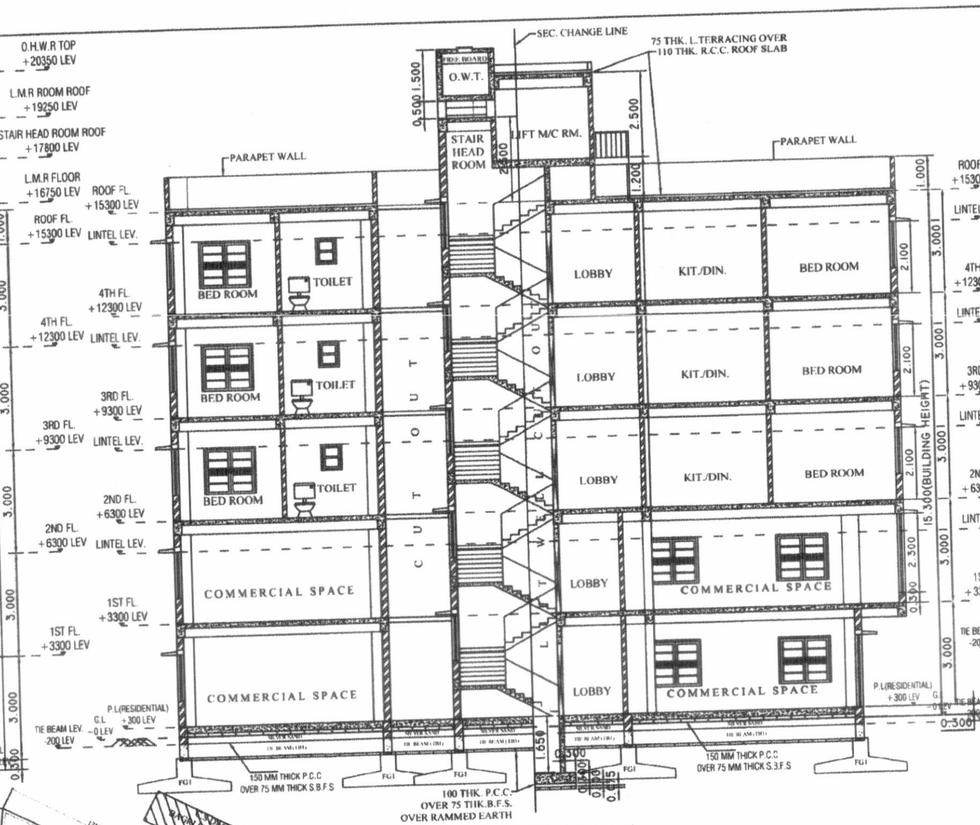

SECTION ON - 'AA'
SCALE:-1:100

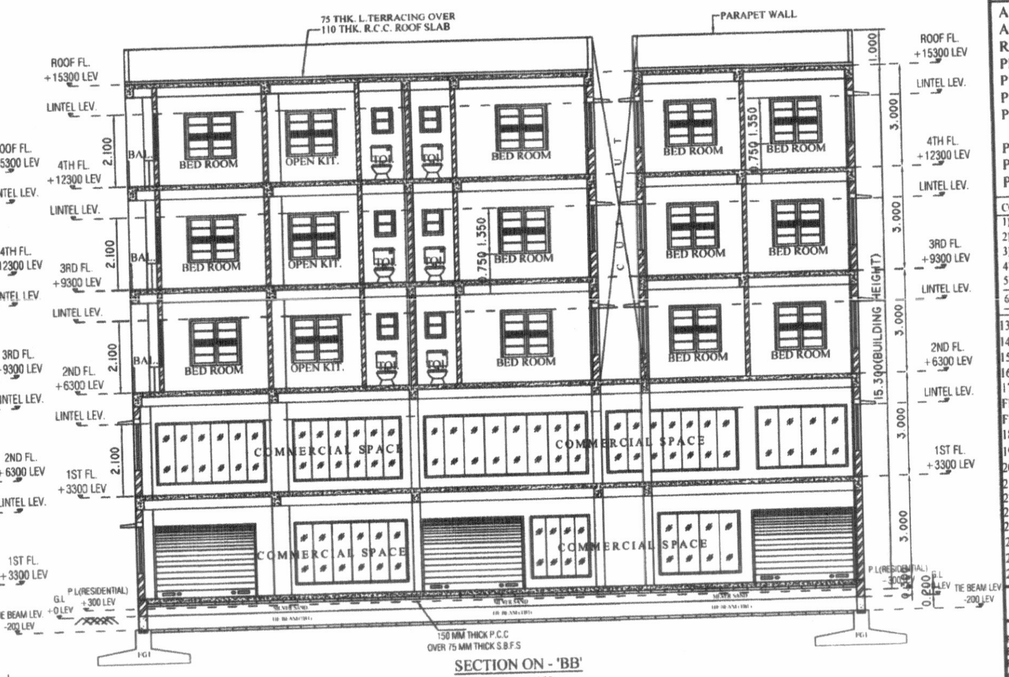

SECTION ON - 'BB'
SCALE:-1:100

BUIL. AREA STATEMENT :- BL-C

AREA OF LAND AS PER DEED	:- 1679.95 SQ.M/18083.00 SQ.FT/25 KH-01CH-38 SQ.FT
AREA OF LAND AS PER MEASUREMENT	:- 1611.85 SQ.M/17349.95 SQ.FT/24 KH-01CH-24 SQ.FT
ROAD WIDTH	:- AVG. ABOVE 30 M. WIDE ROAD
PROPOSED BUILDING HEIGHT	:- 15.4 M (AS PER MEASURED)
PERMISSIBLE BUILDING HEIGHT	:- 15.5 M (AS PER MEASURED)
PERMISSIBLE GR. COVERAGE	:- 839.975 SQ.M/9041.49 SQ.FT(50%)
PROPOSED GR. COVERAGE	:- 143(BL-A)+270(BL-B)+424(BL-C) =837.00 SQ.M/9009.46 SQ.FT(49.85%)
PRINCIPAL OCCUPANCY	:- RESIDENTIAL
PERMISSIBLE F.A.R	:- 3.00
PROPOSED F.A.R	:- [(737 X4)/1679] = 1.75(OK)

COVER AREA CALCULATION:- BL-C		CARPET AREA CALCULATION:- BL-C	
1) PRO. COVE AREA OF GROUND FL.	: 405.335 SQ.M. / 4363.00 SQ.FT	7) PRO. CARPET AREA OF GR. FLOOR	: 344.535 SQ.M. / 3709.00 SQ.FT.
2) PRO. COVERED AREA OF 1ST FLOOR	: 424.000 SQ.M. / 4564.00 SQ.FT	8) PRO. CARPET AREA OF 1ST. FLOOR	: 360.400 SQ.M. / 3879.00 SQ.FT.
3) PRO. COVERED AREA OF 2ND FLOOR	: 400.065 SQ.M. / 4306.00 SQ.FT.	9) PRO. CARPET AREA OF 2ND. FLOOR	: 340.055 SQ.M. / 3660.00 SQ.FT.
4) PRO. COVERED AREA OF 3RD FLOOR	: 400.065 SQ.M. / 4306.00 SQ.FT.	10) PRO. CARPET AREA OF 3RD. FLOOR	: 340.055 SQ.M. / 3660.00 SQ.FT.
5) PRO. COVERED AREA OF 4TH FLOOR	: 400.065 SQ.M. / 4306.00 SQ.FT.	11) PRO. CARPET AREA OF 4TH. FLOOR	: 340.055 SQ.M. / 3660.00 SQ.FT.
6) TOTAL COVERED AREA OF BUILD.	: 2029.53 SQ.M. / 21846.00 SQ.FT	12) TOTAL CARPET AREA OF BUILD.	: 1725.10 SQ.M. / 18569.00 SQ.FT

13) PRO. COVER AREA OF CAR PARKING : NIL.
14) PRO. CARPET AREA OF CAR PARKING : NIL.
15) PRO. COVER AREA OF COMMERCIAL AREA : 778.575 SQ.M. / 8381.00 SQ.FT.
16) PRO. CARPET AREA OF COMMERCIAL AREA : 788.818 SQ.M. / 7630.00 SQ.FT.
17)FLAT AREA CALCULATION:-
FLAT AREA CALCULATION:- 7 NOS OF FLAT ON EACH FLOOR, NO OF FLOOR = 3, NO OF FLAT = 7 x 3 = 21 NOS
FLAT AREA CALCULATION:- TOTAL FLAT OF ALL FLOOR - 21 NOS
18) PRO. COVER AREA OF FLAT - A : 59.922 SQ.M. / 645.000 SQ.FT.
19) PRO. COVER AREA OF FLAT - B : 44.314 SQ.M. / 477.000 SQ.FT.
20) PRO. COVER AREA OF FLAT - C : 51.747 SQ.M. / 557.000 SQ.FT.
21) PRO. COVER AREA OF FLAT - D : 41.527 SQ.M. / 447.000 SQ.FT.
22) PRO. COVER AREA OF FLAT - E : 48.588 SQ.M. / 523.000 SQ.FT.
23) PRO. COVER AREA OF FLAT - F : 44.314 SQ.M. / 477.000 SQ.FT.
24) PRO. COVER AREA OF FLAT - F : 60.108 SQ.M. / 647.000 SQ.FT.
25) PRO. COMMON LOBBY AREA AT RESIDENTIAL FLOOR : 49.590 SQ.M. / 534.00 SQ.FT.
26) PRO. COMMON LOBBY AND SERVICE AREA AT GROUND FLOOR : 24.784 SQ.M. / 267.00 SQ.FT.
27) PRO. COMMON AREA OF STAIR HEAD ROOM : 12.768 SQ.M. / 137.00 SQ.FT.

DECLARATION OF ENGINEER

I CERTIFY THAT ALL THE ARCHITECTURAL DRAWING OF THE PROJECT HAVE BEEN PREPARED BY ME COMPLYING WITH THE WEST BENGAL MUNICIPAL BUILDING RULE. 2007. I SHALL BE HELD RESPONSIBLE IF ANY INCORRECT INFORMATION IS FURNISHED BY ME OR ANY VIOLATION OF PROVISIONS OF THESE RULES (THE WEST BENGAL MUNICIPAL BUILDING RULES 2007) IS FOUND IN ANY OF THE DRAWING AND DOCUMENTS. SIGNED BY ME AND SUBMITED TO THE SANCTIONING AUTHORITY FOR OBTAINING SANCTION.

Chiranjeet Das
CHIRANJEET DAS (DHA)
STRUCTURAL ENGINEER
B.E. DIPLOMA CIVIL, CLASS-1 (MED)
8981423147 / 9007175447
ENLISTMENT NO.- 2003116874 (P/M)

Dimension House & Associates

CHIRANJEET DAS
STRUCTURAL ENGINEER
B.E. DIPLOMA IN CIVIL,CLASS 1 MED
8981423147/9007175447
ENLISTMENT NO-2003116874

SIGNATURE OF L.B.S/ENGINEER

DECLARATION OF OWNER

I, DO HEREBY DECLARE WITH FULL RESPONSIBILITY THAT I, SHALL ENGAGE L.B.S. AND E.S.E. DURING CONSTRUCTION ; SHALL FOLLOW THE INSTRUCTION OF L.B.S. AND E.S.E. DURING CONSTRUCTION OF THE BUILDING (SANCTION AS MUNICIPAL BUILDING RULES 2007) MUNICIPAL AUTHORITY WILL NOT BE RESPONSIBLE FOR STRUCTURAL STABILITY OF THE BUILDING AND ADJOINING STRUCTURES.IF ANY SUBMITTED DOCUMENTS ARE FOUND TO BE FAKE, THE MUNICIPALITY AUTHORITY WILL REVOKE THE SANCTION PLAN.THE CONSTRUCTION OF WATER RESERVOIR AND SEPTIC TANK WILL BE UNDERTAKEN UNDER THE GUIDANCE OF L.B.S. / E.S.E. BEFORE STARTING OF BUILDING FOUNDATION WORK.

M/S GITANJALI CONSTRUCTION

1.SRI BABUN DEV BHATTACHARYA
2.SRI SUBHASE DAS
3.SRI SANKAR DEY
4.SRI PRADIP PANDEY
5.MAZIUR RAHAMAN
6.SRI RATAN LAL DAS

CONSTITUTE POWER OF ATTORNEY

1. SMT. SASWATI KUNDU
2. SRI.SAUGATA KUMAR DEY
3. SRI SUDEEP KUMAR DEY
4. SRI ARJUN KUMAR DE
5. SRI SHYAMAL KUAMR DE
6. SRI NIMAI CHAND DE
7. SRI BINAY KRISHNA DE
8. SRI DEVI SHAW
9. SRI DINESH KUMAR SHAW

SIGNATURE OF OWNER

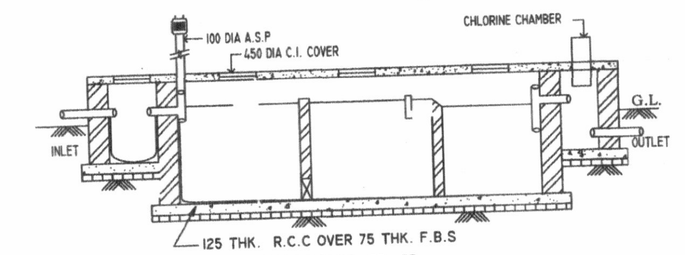

SECTION X-X

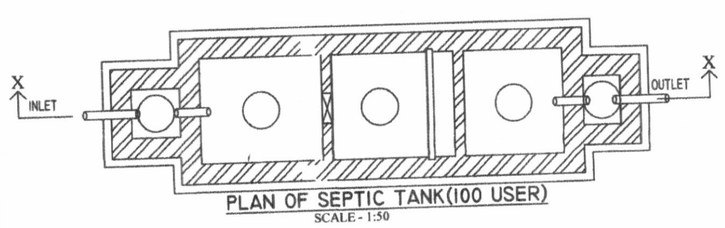

PLAN OF SEPTIC TANK(100 USER)
SCALE - 1:50

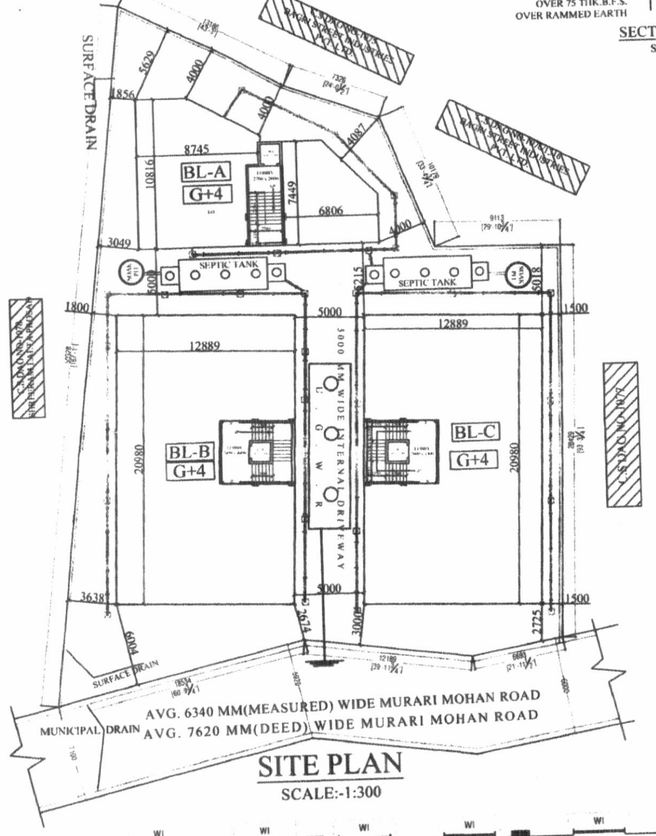

SITE PLAN
SCALE:-1:300

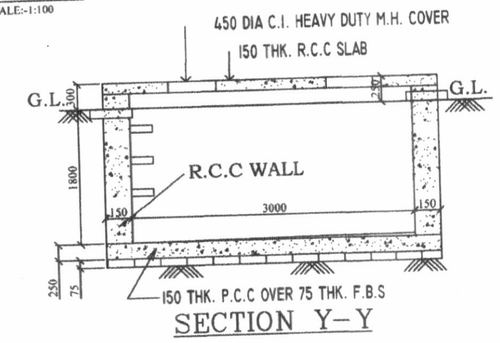

SECTION Y-Y

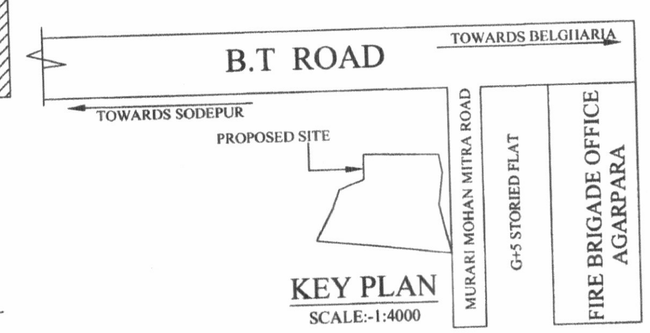

KEY PLAN
SCALE:-1:4000

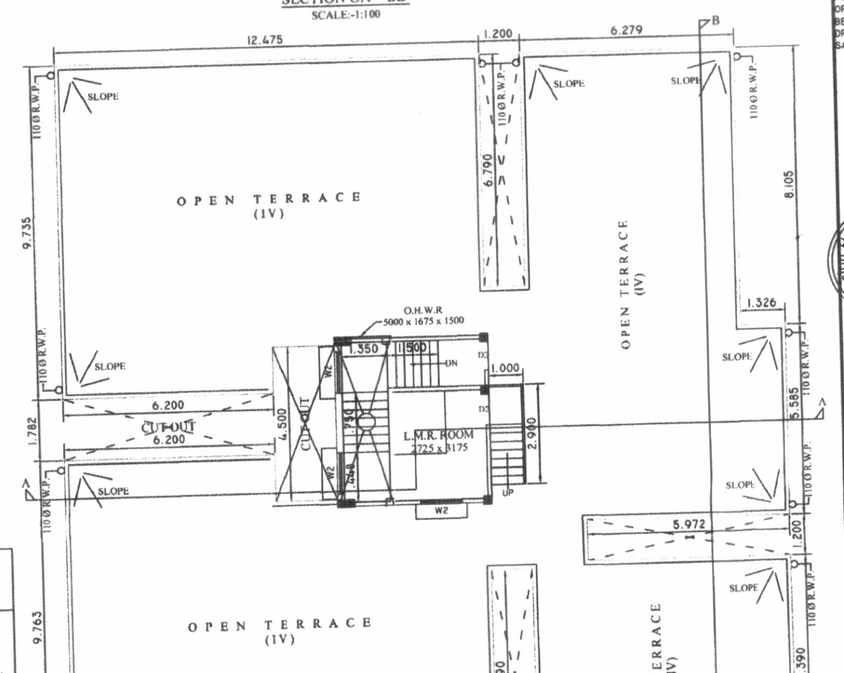

PROPOSED ROOF PLAN OF BL.- C
(SCALE :- 1 : 100) FLOOR-TERRACE

SCHEDULE OF OPENINGS

TYPE	OPENING SIZE WIDTH	OPENING SIZE HEIGHT	DESCRIPTION
D	1200	2100	MAIN ENTRY
D_1	1050	2100	ENTRANCE DOOR
D_2	1000	2100	BED ROOM
D_3	750	2100	TOILET & KIT.
W_1	1500	1350	BED ROOM
W_2	1200	1350	KITCHEN
W_3	600	600	TOILET

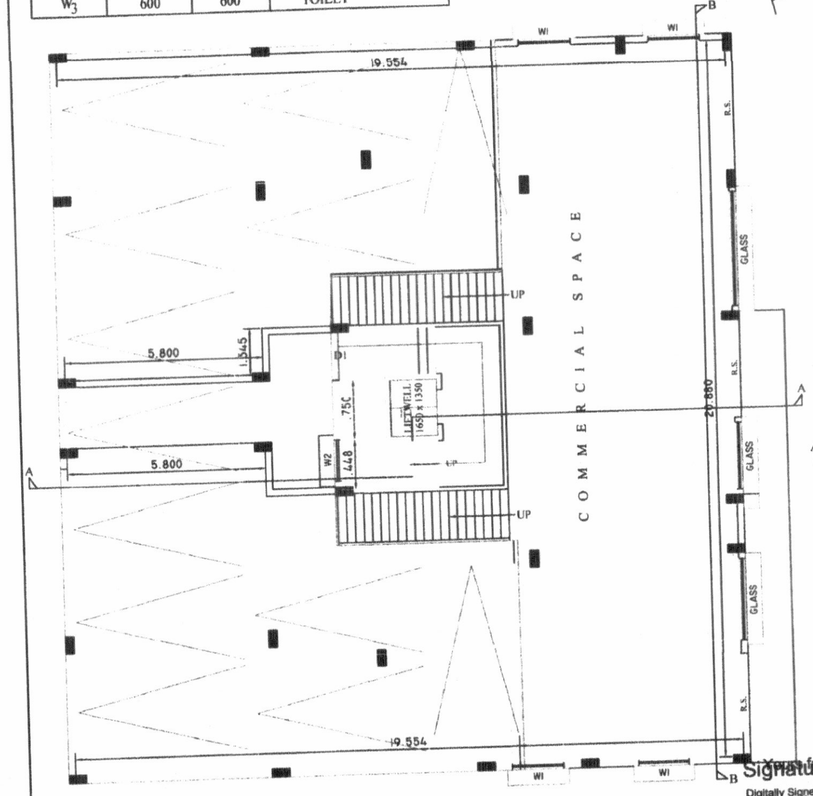

PROPOSED GROUND FLOOR PLAN OF BL.- C
(SCALE :- 1 : 100) FLOOR-GROUND

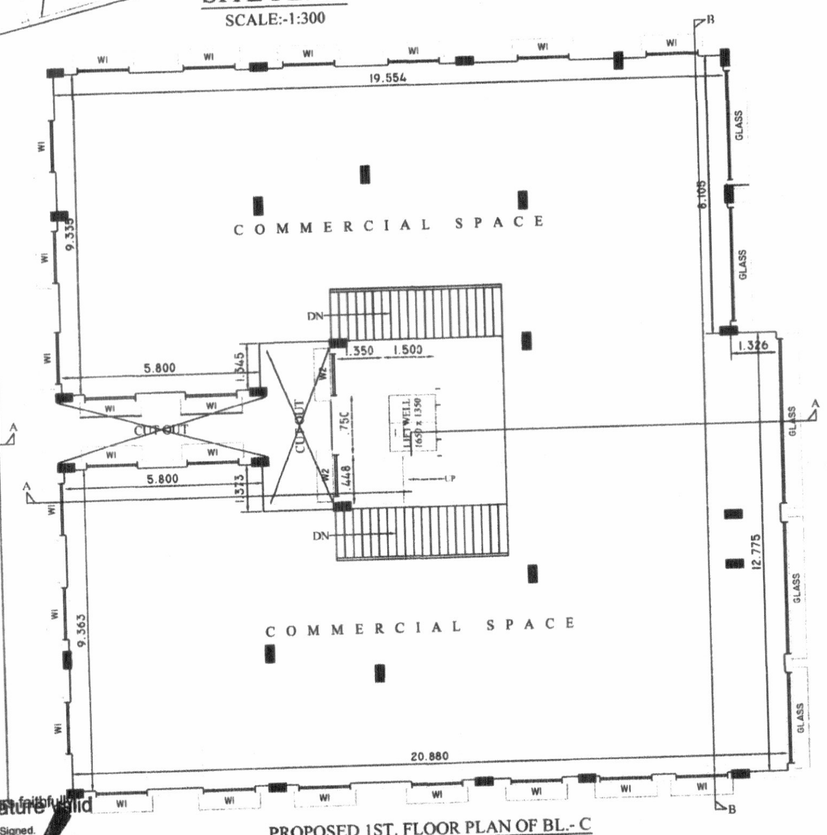

PROPOSED 1ST. FLOOR PLAN OF BL.- C
(SCALE :- 1 : 100) FLOOR01

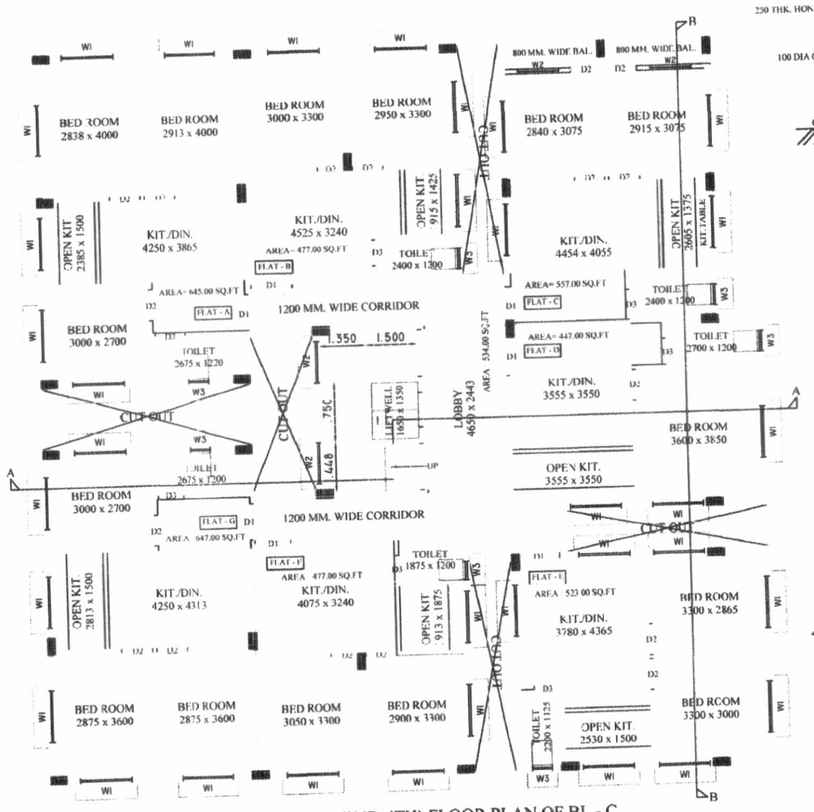

PROPOSED TYP. (2ND-4TH) FLOOR PLAN OF BL.- C
(SCALE :- 1 : 100) FLOOR02,FLOOR03,FLOOR04-TYPICAL

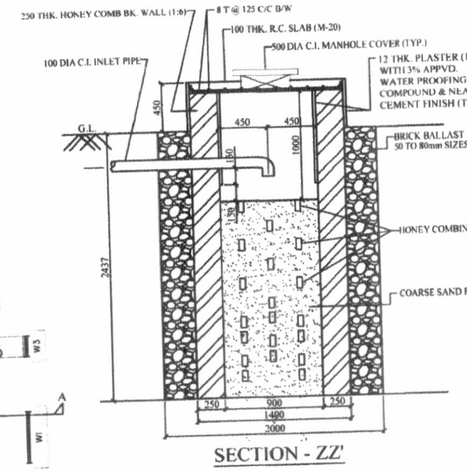

SECTION - ZZ'

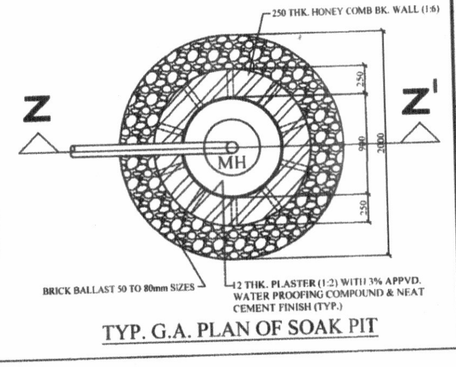

TYP. G.A. PLAN OF SOAK PIT

NOTES & SPECIFICATION

1. ALL DIMENSIONS ARE IN MM. UNLESS OTHERWISE MENTIONED.
2. ALL EXTERNAL WALLS ARE 200 MM. TH. & ALL INTERNAL WALLS ARE 125 MM. TH. UNLESS OTHERWISE MENTIONED.
3. ALL R.C.C. CHAJJAS ARE IN 75 MM. TH. & 450 MM. PROJECTED.
4. 250 mm / 200 mm, 125 mm, 75 mm. TH. BRICK WORK WILL BE OF 1ST. CLASS BRICK IN CEMENT SAND MORTAR OF (1:6) & (1:4) RESPECTIVELY.
5. THE DEPTH OF S.U.G.W.R. SHOULD NOT EXCEED THE DEPTH OF FOUNDATION OF THE BUILDING.
6. GRADE OF STEEL Fe - 500.
7. GRADE OF CONCRETE M - 20.
8. OTHER SPECIFICATIONS WILL BE FOLLOWED AS PER N.B.C. OF INDIA.
9. ALL FLOORS WILL BE MARBLE FINISHED & WATER TIGHT.
10. H.B. WIRE NETTING SHOULD BE USED AT ALTERNATE LAYERS FOR 75mm THICK WALLS
11. OUTSIDE PLASTER -- 20 mm THICK (1:6)
12. INSIDE WALLS PLASTER -- 15 mm THICK (1:6)
13. INSIDE CEILING PLASTER -- 10 mm THICK (1:4)
14. COLUMN SIZE -- 250 x 400/500 AS PER STRUCTURAL DRAWING

NOTES :--
[1] ALL DIMENSIONS ARE IN MM.
[2] ALL OUTER WALLS ARE 200 mm THICK. AND INNER WALLS ARE 125 mm OR 75 mm THICK

SUB./REV. NO.	REV. DRAWING SUBMISSION / DESCRIPTION	SUB./ REV. BY	DATE	CHKD. BY	APPD. BY
00	REV. DRAWING SUBMISSION	C.D	24.02.22	C.D	C.D

PURPOSE --- SANCTION ONLY

TITLE --- PROPOSED GR. & TYP. FLOOR PLAN, ROOF PLAN, SITE PLAN, ELEVATION, SECTION & DET. OF SEPTIC & WATER TANK, BOUNDARY WALL, GATE, ETC.

SUBJECT --- SANCTION ARCHITECTURAL DRAWING BL-C

PROJECT:-
PROPOSED ARCHITECTURAL PLAN OF BLOCK- C OF G+4 STORIED RESIDENTIAL BUILDING FOR MOUZA-AGARPARA,J.L NO- 11, C.S,R.S & L.R DAG NO-1077,1078, C.S KHATIAN NO-111,R.S KHATIAN NO-108,298,L.R KHATIANNO-05,1451, 1452, 1453, 1454, 1455, 1456,1457, HOLDING NO-77F,WARD NO-06, B.T ROAD, P.O- KAMARHATI, KOLKATA-700058,UNDER PANIHATI MUNICIPALITY

OWNER : 1.SMT. SASWATI KUNDU,2.SRI.SAUGATA KUMAR DEY 3.SRI SUDEEP KUMAR DEY 4.SRI ARJUN KUMAR DE 5.SRI SHYAMAL KUAMR DE 6.SRI NIMAI CHAND DE 7.SRI BINAY KRISHNA DE 8.SRI DEVI SHAW 9. SRI DINESH KUMAR SHAW

CONSULTANT :-

DIMENSION HOUSE
DIMENSION HOUSE AND ASSOCIATES
17,ABHOY BANERJEE ROAD
SODEPORE-GHOLA
KOLKATA-700111
PH:- +91-8981423147/+91-9836331090
Web:-www.dimensionhouse.com
email:- dimension.house@gmail.com

DRAWN BY: Mr. CHIRANJEET DAS
CHKD. BY: Mr. CHIRANJEET DAS
DRG. NO. : (BIA / BABUN DA / MM N
SCALE : AS SHOWN 1:100 , 1:50 , 1:25
4.2020